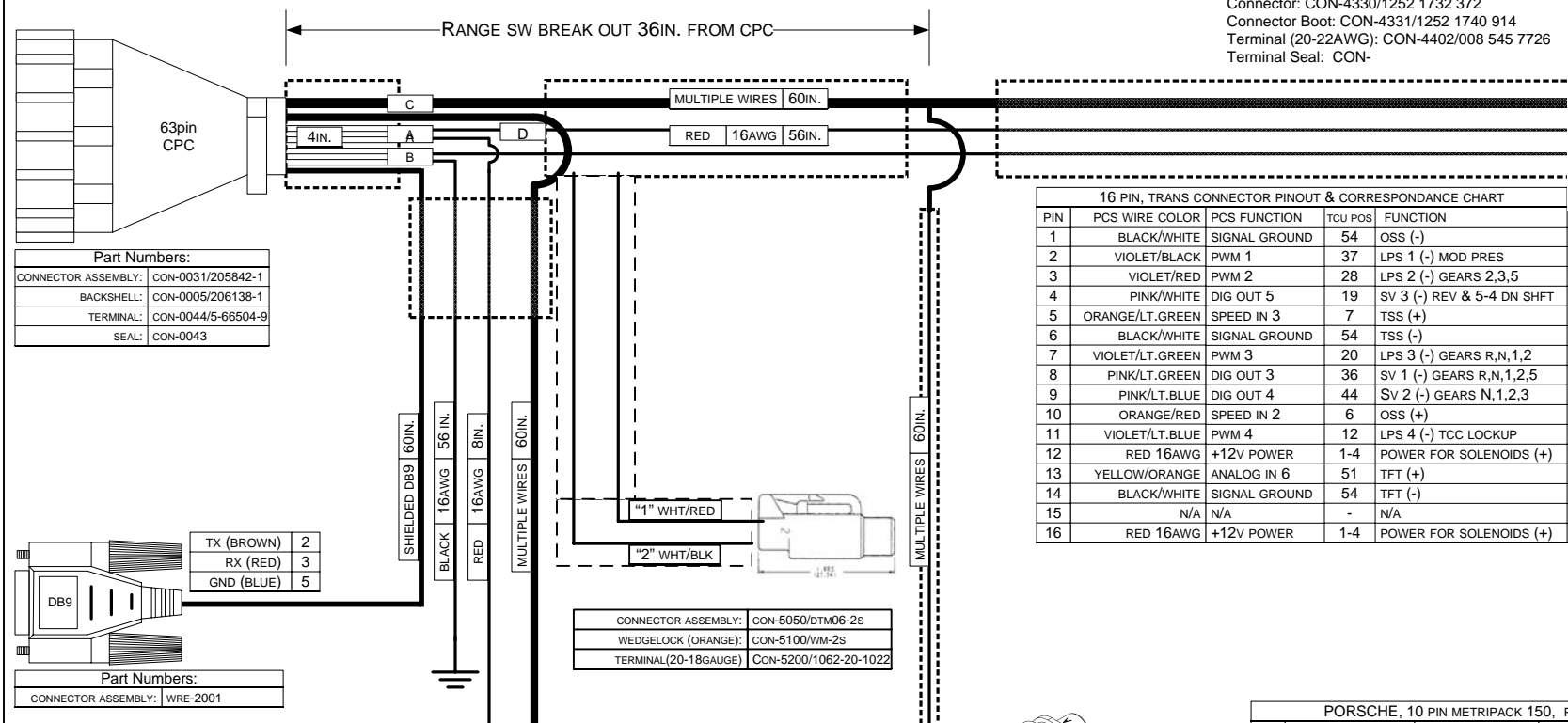
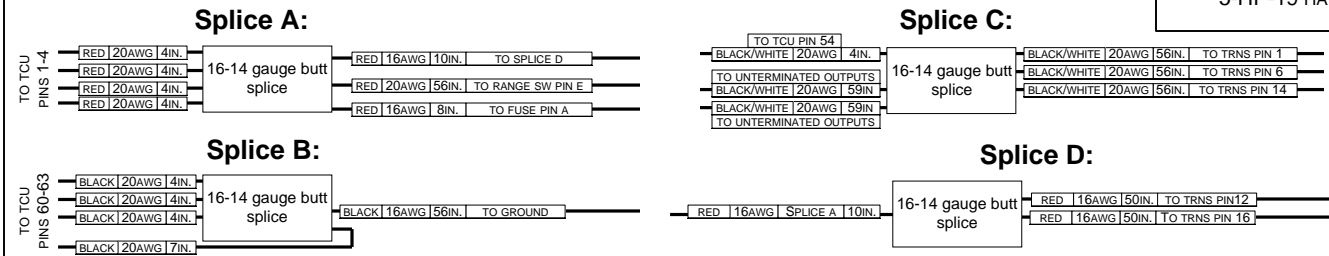


PART NUMBER:	TCM-4127	REV.	0	DESCRIPTION	ORIGINAL	DATE	12/09/2005	BY	JT
DESCRIPTION:	1999+ PORSCHE 5-HP-19 HARNESS								



Part Numbers:

CONNECTOR ASSEMBLY:	CON-0031/205842-1
BACKSHELL:	CON-0005/206138-1
TERMINAL:	CON-0044/5-66504-9
SEAL:	CON-0043

Part Numbers:

CONNECTOR ASSEMBLY:	WRE-2001
---------------------	----------

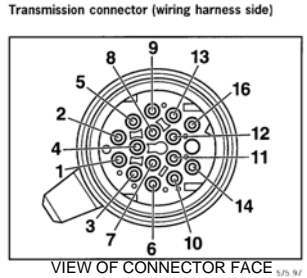
Part Numbers:

CONNECTOR ASSEMBLY:	CON-2200/15300027
FUSE CAP:	CON-2201/ES10CAP
TERMINAL(18-16GAUGE)	CON-1016/12048159
TERMINAL(14-12GAUGE)	CON-1017/112129497
CABLE SEAL(20-16GAUGE)	CON-1004/12089679
CABLE SEAL(18-14GAUGE)	CON-1001/12015323
CABLE SEAL(16-12GAUGE)	CON-1002/120120293

Underminated Wires

2-SENSOR GND	BLACK/WHITE	54
RPM	ORANGE/BLACK	5
SPEEDOMETER	ORANGE/WHITE	9
TPS	YELLOW/BLACK	46
MAP	YELLOW/RED	47
CLT	YELLOW/LT.GREEN	48
SPARE ANALOG 1	YELLOW/LT.BLUE	49
BRAKE LIGHT	GRAY/WHITE	17
SPARE DIG 1	GRAY/ORANGE	18
SPARE DIG 2	GRAY/YELLOW	21
SPARE DIG 3	GRAY/PINK	22
+ 5 V	RED/WHITE	58

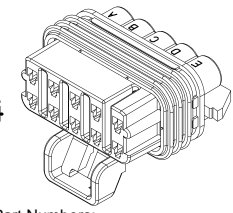
Part Numbers:
 Connector: CON-4330/1252 1732 372
 Connector Boot: CON-4331/1252 1740 914
 Terminal (20-22AWG): CON-4402/008 545 7726
 Terminal Seal: CON-



16 PIN, TRANS CONNECTOR PINOUT & CORRESPONDANCE CHART

PIN	PCS WIRE COLOR	PCS FUNCTION	TCU POS	FUNCTION
1	BLACK/WHITE	SIGNAL GROUND	54	OSS (-)
2	VIOLET/BLACK	PWM 1	37	LPS 1 (-) MOD PRES
3	VIOLET/RED	PWM 2	28	LPS 2 (-) GEARS 2,3,5
4	PINK/WHITE	DIG OUT 5	19	SV 3 (-) REV & 5-4 DN SHFT
5	ORANGE/LT.GREEN	SPEED IN 3	7	TSS (+)
6	BLACK/WHITE	SIGNAL GROUND	54	TSS (-)
7	VIOLET/LT.GREEN	PWM 3	20	LPS 3 (-) GEARS R,N,1,2
8	PINK/LT.GREEN	DIG OUT 3	36	SV 1 (-) GEARS R,N,1,2,5
9	PINK/LT.BLUE	DIG OUT 4	44	SV 2 (-) GEARS N,1,2,3
10	ORANGE/RED	SPEED IN 2	6	OSS (+)
11	VIOLET/LT.BLUE	PWM 4	12	LPS 4 (-) TCC LOCKUP
12	RED 16AWG	+12V POWER	1-4	POWER FOR SOLENOIDS (+)
13	YELLOW/ORANGE	ANALOG IN 6	51	TFT (+)
14	BLACK/WHITE	SIGNAL GROUND	54	TFT (-)
15	N/A	N/A	-	N/A
16	RED 16AWG	+12V POWER	1-4	POWER FOR SOLENOIDS (+)

CONNECTOR ASSEMBLY:	CON-5050/DTM06-2S
WEDGELOCK (ORANGE):	CON-5100/WM-2S
TERMINAL(20-18GAUGE)	CON-5200/1062-20-1022



Part Numbers:
 Connector Assembly: 12065425
 Terminal (20-22AWG): CON-1038/12084200
 Seal: CON-1026/12048087 (Blue)
 TPA: 12124264

PORSCHE, 10 PIN METRIPACK 150, PINOUT & CORRESPONDANCE CHART

PIN	PCS WIRE COLOR	PCS FUNCTION	TCU POS	PORSCHE FUNCTION
A	GRAY/BLACK	DIGITAL IN 1	13	L1
B	GRAY/RED	DIGITAL IN 2	14	L2
C	GRAY/LT.GREEN	DIGITAL IN 3	15	L3
D	GRAY/LT.BLUE	DIGITAL IN 4	16	L4
E	RED 20 AWG	+12 V POWER	1-4	+12V PWR
F	N/A	N/A	-	N/A
G	BROWN/WHITE	N/A	-	(RS) BACKUP LIGHT (-)
H	BROWN/ORANGE	N/A	-	(RS+) BACKUP LIGHT (+)
J	BROWN/YELLOW	N/A	-	(50) PARK/NEUTRAL SAFETY TO ECU (-)
K	BROWN/PINK	N/A	-	(50+) PARK/NEUTRAL SAFETY TO ECU (+)

Powertrain Control Solutions, LLC.

11139 Air Park Rd. Suite 2
Ashland, VA 23005

www.ptcs.us

Phone: (804) 752-6025
Fax: (804) 752-3516

TITLE:

ZF 5-HP-19

PART NUMBER: TCM-4127

DESCRIPTION:
1999+ PORSCHE 5-HP-19

DRAWN BY: Jim Taylor DATE: 12/09/2005 PAGE: 2 OF 2

CPC	Pin Function	Harness Function	Porsche	colors
1	+12v	Battery Connection	+12v	red
2	+12v	Battery Connection	+12v	red
3	+12v	Battery Connection	+12v	red
4	+12v	Battery Connection	+12v	red
5	Speed Input 1	Engine Speed Input	RPM	orange/black
6	Speed Input 2	Transmission Speed Input	OSS (+)	orange/red
7	Speed Input 3	TCC Speed Input	TSS (+)	orange/lt. green
8	Speed Input 4	Optional Speed Input	-	orange/lt. blue
9	Speed Output	Speedometer Drive Output	SPEEDOMETER IN	orange/white
10	unused	-	-	-
11	unused	-	-	-
12	PWM Out 4/freq2	PWM/Solenoid Driver	LPS 4 (-)	violet/lt. blue
13	Digital Input 1	Digital Input	L1	gray/black
14	Digital Input 2	Digital Input	L2	gray/red
15	Digital Input 3	Digital Input	L3	gray/lt. green
16	Digital Input 4	Digital Input	L4	gray/lt. blue
17	Digital Input 5	Digital Input	BRAKE LIGHT	gray/white
18	Digital Input 6	Digital Input	SPARE DIG 1	gray/orange
19	Digital Out 5	Digital Driver	SV 3 (-)	pink/white
20	PWM Out 3/freq2	PWM/Solenoid Driver	LPS 3 (-)	violet/lt. green
21	Digital Input 7	Digital Input	SPARE DIG 2	gray/yellow
22	Digital Input 8	Digital Input	SPARE DIG 3	gray/pink
23	Digital Input 9	Digital Input	-	brown/black
24	Digital Input 10	Digital Input	-	brown/red
25	Digital Input 11	Digital Input	-	brown/lt. green
26	Digital Input 12	Digital Input	-	brown/lt. blue
27	Digital Out 6	Digital Driver	-	pink/orange
28	PWM Out 2/freq1	PWM/Solenoid Driver	LPS 2 (-)	violet/red
29	unused	-	-	-
30	RS-232 Transmit	Communications Cable	db9	white/orange
31	RS-232 Receive	Communications Cable	db9	white/lt. blue
32	CAN/RS-232 GND	Communications Cable	db9	white/lt. green
33	CAN High	Communications Cable	-	white/red
34	CAN Low	Communications Cable	-	white/black
35	unused	-	-	-
36	Digital Out 3	Digital Driver	SV 1 (-)	pink/lt. green
37	PWM Out 1/freq1	PWM/Solenoid Driver	LPS 1 (-)	violet/black
38	unused	-	-	-
39	Digital Input 13	Digital Input	-	brown/white
40	Digital Input 14	Digital Input	-	brown/orange
41	Digital Input 15	Digital Input	-	brown/yellow
42	Digital Input 16	Digital Input	-	brown/pink
43	unused	-	-	-
44	Digital Out 4	Digital Driver	SV 2 (-)	pink/lt. blue
45	PWM Out 6/freq1	PWM/Solenoid Driver	-	violet/orange
46	Analog Input 1	Analog Input	TPS	yellow/black
47	Analog Input 2	Analog Input	MAP	yellow/red
48	Analog Input 3	Analog Input	CLT	yellow/lt. green
49	Analog Input 4	Analog Input	SPARE ANALOG 1	yellow/lt. blue
50	Analog Input 5/temp	Analog Input	-	yellow/white
51	Analog Input 6/temp	Analog Input	TFT (+)	yellow/orange
52	Pwm Out 5/freq1	PWM/Solenoid Driver	-	violet/white
53	Digital Out 2	Digital Driver	-	pink/red
54	Sensor/AD Gnd	Sensor or reference Gnd	OSS(-), TFT(-), TSS(-)	black/white
55	unused	-	-	-
56	unused	-	-	-
57	unused	-	-	-
58	Ref Voltage (+5v)	Sensor/reference Voltage	+5V	red/white
59	Digital Out 1	Digital Driver	-	pink/black
60	Gnd	Battery Connection	Gnd	black
61	Gnd	Battery Connection	Gnd	black
62	Gnd	Battery Connection	Gnd	black
63	Gnd	Battery Connection	Gnd	black

REV.	DESCRIPTION	DATE	BY
0	ORIGINAL	12/09/2005	JT

db9 pinout	DB9
1	none
2	transmit
3	receive
4	none
5	gnd
6	none
7	none
8	none
9	none

Extra wires list	
1	orange/lt. blue
2	brown/black
3	brown/red
4	brown/lt. green
5	brown/lt. blue
6	pink/orange
7	brown/white
8	brown/orange
9	brown/yellow
10	brown/pink
11	violet/orange
12	yellow/white
13	violet/white
14	pink/red
15	red/white